

Virginia Tech
Fall 2016 VT Student Perceptions of Teaching (SPOT)

Course: GEOS_1034_89121_201609: Earth's Natural Hazards-GEOS_1034_89121_201609

Instructor: Neil Johnson *

1 - Please indicate the extent to which you agree or disagree with each of the following statements:

1A - The instructor was well prepared.

Neil Johnson

Response Option	Weight	Frequency	Percent	Percent Responses					Means			
Strongly disagree	(1)	1	1.67%						5.43			
Disagree	(2)	1	1.67%						5.29			
Somewhat disagree	(3)	0	0%						4.95			
Somewhat agree	(4)	3	5%	■								
Agree	(5)	19	31.67%	■								
Strongly agree	(6)	36	60%	■								
				0	25	50	75	100	Instructor	College	Department	
Return Rate	Mean	STD	Median	College	Mean	STD	Median	Department	Mean	STD	Median	
60/108 (55.56%)	5.43	0.95	6.00	28,989	5.29	1.00	6.00	1,480	4.95	1.24	5.00	

1 - Please indicate the extent to which you agree or disagree with each of the following statements:

1B - The instructor presented the subject matter clearly.

Neil Johnson

Response Option	Weight	Frequency	Percent	Percent Responses					Means			
Strongly disagree	(1)	2	3.39%	■					5.20			
Disagree	(2)	1	1.69%						4.95			
Somewhat disagree	(3)	2	3.39%	■					4.43			
Somewhat agree	(4)	2	3.39%	■								
Agree	(5)	23	38.98%	■								
Strongly agree	(6)	29	49.15%	■								
				0	25	50	75	100	Instructor	College	Department	
Return Rate	Mean	STD	Median	College	Mean	STD	Median	Department	Mean	STD	Median	
59/108 (54.63%)	5.20	1.16	5.00	28,853	4.95	1.26	5.00	1,474	4.43	1.55	5.00	

1 - Please indicate the extent to which you agree or disagree with each of the following statements:

1C - The instructor provided feedback intended to improve my course performance.

Neil Johnson

Response Option	Weight	Frequency	Percent	Percent Responses					Means			
Strongly disagree	(1)	3	5%	■					4.55			
Disagree	(2)	3	5%	■					4.89			
Somewhat disagree	(3)	5	8.33%	■					4.59			
Somewhat agree	(4)	13	21.67%	■								
Agree	(5)	19	31.67%	■								
Strongly agree	(6)	17	28.33%	■								
				0	25	50	75	100	Instructor	College	Department	
Return Rate	Mean	STD	Median	College	Mean	STD	Median	Department	Mean	STD	Median	
60/108 (55.56%)	4.55	1.38	5.00	28,881	4.89	1.28	5.00	1,477	4.59	1.45	5.00	

Virginia Tech
Fall 2016 VT Student Perceptions of Teaching (SPOT)

Course: GEOS_1034_89121_201609: Earth's Natural Hazards-GEOS_1034_89121_201609

Instructor: Neil Johnson *

1 - Please indicate the extent to which you agree or disagree with each of the following statements:

1D - The instructor fostered an atmosphere of mutual respect.

Neil Johnson

Response Option	Weight	Frequency	Percent	Percent Responses				Means				
Strongly disagree	(1)	2	3.33%					5.18				
Disagree	(2)	2	3.33%					5.31				
Somewhat disagree	(3)	0	0%					5.10				
Somewhat agree	(4)	4	6.67%									
Agree	(5)	23	38.33%									
Strongly agree	(6)	29	48.33%									
				0	25	50	75	100	Instructor	College	Department	
Return Rate	Mean	STD	Median	College	Mean	STD	Median	Department	Mean	STD	Median	
60/108 (55.56%)	5.18	1.17	5.00	28,842	5.31	1.02	6.00	1,470	5.10	1.22	5.00	

1 - Please indicate the extent to which you agree or disagree with each of the following statements:

1E - Overall, the instructor's teaching was effective.

Neil Johnson

Response Option	Weight	Frequency	Percent	Percent Responses				Means				
Strongly disagree	(1)	4	6.78%					4.85				
Disagree	(2)	3	5.08%					4.96				
Somewhat disagree	(3)	2	3.39%					4.46				
Somewhat agree	(4)	5	8.47%									
Agree	(5)	20	33.9%									
Strongly agree	(6)	25	42.37%									
				0	25	50	75	100	Instructor	College	Department	
Return Rate	Mean	STD	Median	College	Mean	STD	Median	Department	Mean	STD	Median	
59/108 (54.63%)	4.85	1.48	5.00	28,694	4.96	1.28	5.00	1,466	4.46	1.57	5.00	

Virginia Tech

Fall 2016 VT Student Perceptions of Teaching (SPOT)

Course: GEOS_1034_89121_201609: Earth's Natural Hazards-GEOS_1034_89121_201609

Instructor: Neil Johnson *

2 - 2A - What did the instructor do that most helped in your learning?

Neil Johnson

- NA
- providing well researched real life examples
- Spoke loud and clearly and made the subject interesting by relating it to life at the moment.
- We learned not only about the hazards, but also about how the humans are related to it and what we can do better
- He provided on the lecture notes and resources on Scholar.
- let us meet with him to review what we got wrong on our tests
- He made the notes and power points released and able for us to use in review.
- Made lecture presentations available online
- His class is very structured and that alone helps me do well
- don't know
- His lectures included various examples that made learning more applicable.
- made the power points available online so we could go back and reference them. then you didn't have to stress out if you missed something and you can focus on the discussion rather than only focusing on note taking
- Clearly outline the schedule of the tests and quizzes from day one
- He holds lectures in which he explains all the course material for that chapter, and I like the chapter quizzes because they help you to apply the material.
- Explain the content further than what the powerpoint presented
- uploaded powerpoints on scholar
- explained the material
- The amount of information in each class.
- He had well thought out slides to go with his lectures.
- I sat down with him in office hours and he enlightened me on a new way to study to get better grades throughout the rest of my college career.
- The class format is concise and easy to go through.
- He gave me different ways to help prepare better for exams
- Clear power points with summed up information
- Clear on what was on the test.
- Very willing to go over past exams, and very thorough with areas you might have lost points in.
- Office hours
- Dr. Johnson was always well prepared and full of energy. He made learning the material fun and kept my attention.
- Enthusiasm during lectures
- Explained material with real life examples
- kept all lecture files on the scholar website
- Power Points were in-depth and helped me understand the subject matter better
- He posted the powerpoints online and provided chapter quizzes.
- his powerpoints
- He had very good PowerPoints
- Engaging lectures and slides even in an 8am class
- Presented the information in a very simple and easy way to understand
- Sharing teaching material(ppt)
- put powerpoints online
- was funny

Virginia Tech
Fall 2016 VT Student Perceptions of Teaching (SPOT)

Course: GEOS_1034_89121_201609: Earth's Natural Hazards-GEOS_1034_89121_201609
Instructor: Neil Johnson *

3 - Please indicate the extent to which you agree or disagree with each of the following statements:

3A - I have a deeper understanding of the subject matter as a result of this course.

Response Option	Weight	Frequency	Percent	Percent Responses			Means						
Strongly disagree	(1)	3	5%				<table border="1"> <tr> <td>Instructor</td> <td>College</td> <td>Department</td> </tr> <tr> <td>4.87</td> <td>4.97</td> <td>4.58</td> </tr> </table>	Instructor	College	Department	4.87	4.97	4.58
Instructor	College	Department											
4.87	4.97	4.58											
Disagree	(2)	1	1.67%										
Somewhat disagree	(3)	6	10%										
Somewhat agree	(4)	4	6.67%										
Agree	(5)	23	38.33%										
Strongly agree	(6)	23	38.33%										
				0	25	50	75	100					
Return Rate	Mean	STD	Median	College	Mean	STD	Median	Department	Mean	STD	Median		
60/108 (55.56%)	4.87	1.35	5.00	24,032	4.97	1.17	5.00	1,451	4.58	1.43	5.00		

3 - Please indicate the extent to which you agree or disagree with each of the following statements:

3B - My interest in the subject matter was stimulated by this course.

Response Option	Weight	Frequency	Percent	Percent Responses			Means						
Strongly disagree	(1)	4	6.78%				<table border="1"> <tr> <td>Instructor</td> <td>College</td> <td>Department</td> </tr> <tr> <td>4.17</td> <td>4.61</td> <td>4.10</td> </tr> </table>	Instructor	College	Department	4.17	4.61	4.10
Instructor	College	Department											
4.17	4.61	4.10											
Disagree	(2)	8	13.56%										
Somewhat disagree	(3)	7	11.86%										
Somewhat agree	(4)	8	13.56%										
Agree	(5)	19	32.2%										
Strongly agree	(6)	13	22.03%										
				0	25	50	75	100					
Return Rate	Mean	STD	Median	College	Mean	STD	Median	Department	Mean	STD	Median		
59/108 (54.63%)	4.17	1.58	5.00	23,919	4.61	1.42	5.00	1,442	4.10	1.65	4.00		

Virginia Tech

Fall 2016 VT Student Perceptions of Teaching (SPOT)

Course: GEOS_1034_89121_201609: Earth's Natural Hazards-GEOS_1034_89121_201609

Instructor: Neil Johnson *

4 - 4A - What could you have done to be a better learner?

- Take better notes
- stayed awake, it was an 8 am and I wake up at 5 am on tuesdays and thursdays so I had trouble staying awake in class
- I could have taken more notes
- Read the whole book, because I only looked for the answers to the questions.
- Actually do the reading and be thorough with note-taking.
- try not to fall asleep
- Taken a stronger interest into the course.
- Taken notes
- It took me a little while to perfect my note taking skills
- done more
- Read more thoroughly. It was just a lot of material and somewhat overwhelming.
- asked more questions
- Stay awake
- I could study a little more for the tests.
- Study the content more
- paid attention everyday
- remember the dates for the tests, so that i could study properly
- Take more efficient notes.
- Read and took better notes after reading the textbook
- made sure I stayed awake in the 8am class.
- Go to office hours to discuss tests/quizzes.
- look back over lecture notes
- Listened in class instead of just reading off of the power points
- Be more attentive in class
- Paid attention to lecture more.
- Taken better notes in class
- I probably could've taken more descriptive notes.
- Taken more in depth notes
- Been more awake and paid better attention in class
- spent more hours studying for exams
- prepared more for online book quizzes
- Try to do more reading in the textbook
- study more
- Go to every class
- Study proactively
- Not fallen asleep
- Keep up with readings
- Spend more time in reading
- attended class more

Virginia Tech

Fall 2016 VT Student Perceptions of Teaching (SPOT)

Course: GEOS_1034_89121_201609: Earth's Natural Hazards-GEOS_1034_89121_201609
Instructor: Neil Johnson *

5 - 5A - Please add any additional comments regarding the course and/or instructor here:

Neil Johnson

- Exams are unnecessarily hard. I spend more time on this course for my CLE than all my major specific classes
- He shows his passion on the subject through his teaching which keeps me interested in the subject
- Some people complain and say this class was boring, but I really enjoyed the class and found it very interesting
- He is unbelievable boring
- 8am in New Classroom Building. Too early, too far.
- It was the perfect course to have at 8:00 in the morning
- very understanding and easy to reschedule tests you missed
- the course is interesting
- Very helpful
- Very passionate about the subject
- Really nice person!
- The tests were hard and they were said to come straight from the lectures, but often times the lecture would not fully cover the details that were tested later on.
- Dr. Johnson is a wonderful instructor and a great person all around. He really knows the material and teaches it in a way that is both fun and educational.
- Class was interesting, information was presented in a clear and concise manner. Enjoyed class and recommend it
- Very nice and respectful professor, it was just the material was hard to understand therefore making the class difficult
- Neil Johnson was a fun professor
- Nice teacher

6 - 6A - How would you rate the physical environment in which you took this class based upon your ability to see, hear, concentrate, and participate?

Response Option	Weight	Frequency	Percent	Percent Responses				Means			
Very Bad	(1)	0	0%					5.12	5.13	4.82	
Bad	(2)	1	1.67%								
Poor	(3)	1	1.67%								
Fair	(4)	10	16.67%								
Good	(5)	26	43.33%								
Very Good	(6)	22	36.67%								
				0	25	50	75	100	Instructor	College	Department
Return Rate	Mean	STD	Median	College	Mean	STD	Median	Department	Mean	STD	Median
60/108 (55.56%)	5.12	0.87	5.00	23,870	5.13	0.91	5.00	1,436	4.82	1.07	5.00

7 - 7A - Please add any comments about the physical environment here:

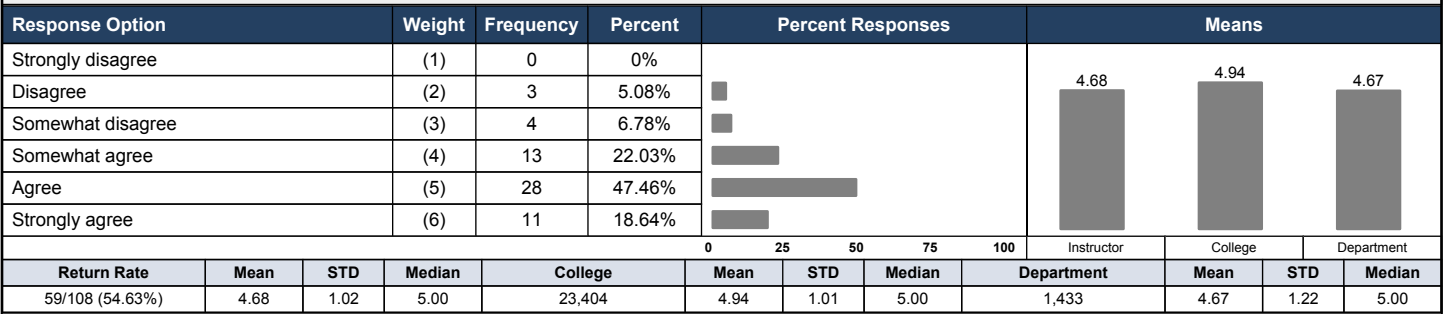
- People coming late, people talking
- the classroom layout changed every so often. This was not his fault it was people who used the classroom the night before and did not return it to the way it was before they used it
- Lecture classes are never perfect
- The chairs in NCB 360 are not conducive to learning. They are hard to move around or even push in. They don't seem to fit either.
- Voice was not always loud enough for the massive classroom
- I love the New Classroom Building.
- far away, the chairs weren't very comfortable
- its a nice class environment
- There's no clock
- The chairs in the NCB are very difficult and the tables are an awkward height.
- No comments
- The classroom was very nice and open. Even with a large class it didn't feel crowded.
- Class was large but lecture style so size didn't matter too much
- large class

Virginia Tech
Fall 2016 VT Student Perceptions of Teaching (SPOT)

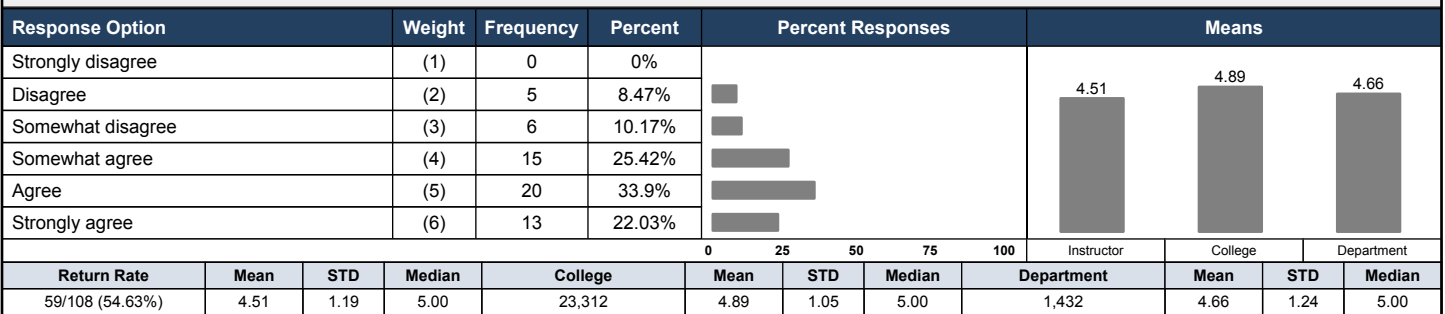
Course: GEOS_1034_89121_201609: Earth's Natural Hazards-GEOS_1034_89121_201609

Instructor: Neil Johnson *

8 - I improved my ability to think independently about the course material.

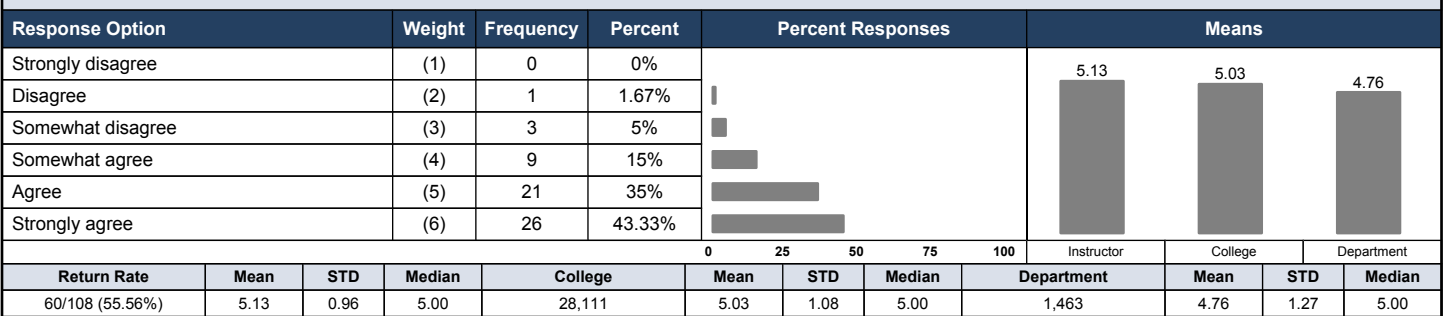


9 - I learned to identify problems and explore different solutions.



10 - The instructor used a scholarly approach in presenting content (referencing theory, research, and debates in the field).

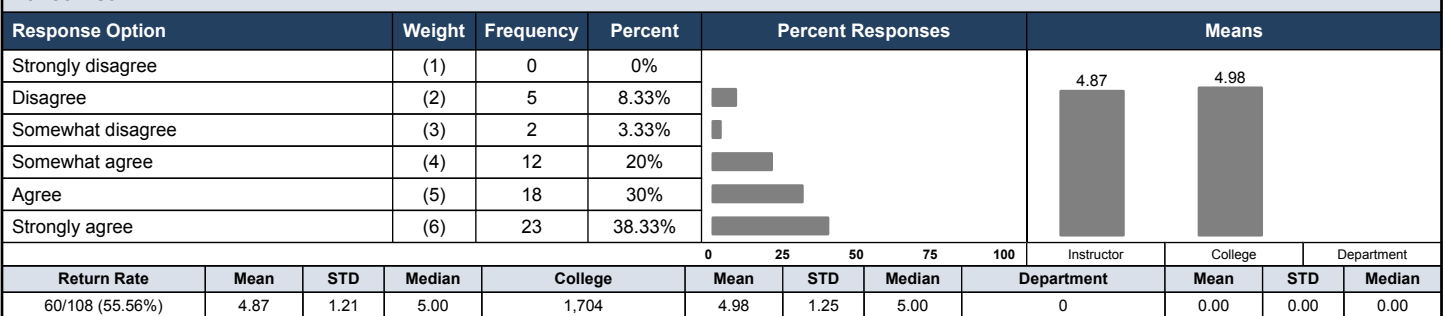
Neil Johnson



11 - Please indicate the extent to which you agree or disagree with each of the following statements:

The instructor seemed concerned about whether students learned the material.

Neil Johnson



Virginia Tech
Fall 2016 VT Student Perceptions of Teaching (SPOT)

Course: GEOS_1034_89121_201609: Earth's Natural Hazards-GEOS_1034_89121_201609

Instructor: Neil Johnson *

11 - Please indicate the extent to which you agree or disagree with each of the following statements:

The instructor clearly defined students' responsibilities related to the course.

Neil Johnson

Response Option	Weight	Frequency	Percent	Percent Responses				Means				
Strongly disagree	(1)	0	0%					5.27		5.22		
Disagree	(2)	2	3.33%									
Somewhat disagree	(3)	1	1.67%									
Somewhat agree	(4)	6	10%									
Agree	(5)	21	35%									
Strongly agree	(6)	30	50%									
				0	25	50	75	100	Instructor	College	Department	
Return Rate	Mean	STD	Median	College	Mean	STD	Median	Department	Mean	STD	Median	
60/108 (55.56%)	5.27	0.95	5.50	1,698	5.22	1.01	5.00	0	0.00	0.00	0.00	

11 - Please indicate the extent to which you agree or disagree with each of the following statements:

The instructor related theories and concepts to practical issues.

Neil Johnson

Response Option	Weight	Frequency	Percent	Percent Responses				Means				
Strongly disagree	(1)	0	0%					5.34		5.24		
Disagree	(2)	3	5.08%									
Somewhat disagree	(3)	0	0%									
Somewhat agree	(4)	3	5.08%									
Agree	(5)	21	35.59%									
Strongly agree	(6)	32	54.24%									
				0	25	50	75	100	Instructor	College	Department	
Return Rate	Mean	STD	Median	College	Mean	STD	Median	Department	Mean	STD	Median	
59/108 (54.63%)	5.34	0.98	6.00	1,689	5.24	1.01	5.00	0	0.00	0.00	0.00	

12 - I became more aware of multiple perspectives on issues in this field.

Response Option	Weight	Frequency	Percent	Percent Responses				Means				
Strongly disagree	(1)	0	0%					5.02		5.05		
Disagree	(2)	1	1.67%									
Somewhat disagree	(3)	2	3.33%									
Somewhat agree	(4)	12	20%									
Agree	(5)	25	41.67%									
Strongly agree	(6)	20	33.33%									
				0	25	50	75	100	Instructor	College	Department	
Return Rate	Mean	STD	Median	College	Mean	STD	Median	Department	Mean	STD	Median	
60/108 (55.56%)	5.02	0.91	5.00	1,304	5.05	1.05	5.00	0	0.00	0.00	0.00	

Virginia Tech
Fall 2016 VT Student Perceptions of Teaching (SPOT)

Course: GEOS_1034_89121_201609: Earth's Natural Hazards-GEOS_1034_89121_201609

Instructor: Neil Johnson *

13 - I learned to apply principles from this course to new situations.

Response Option	Weight	Frequency	Percent	Percent Responses			Means				
Strongly disagree	(1)	1	1.67%								
Disagree	(2)	2	3.33%								
Somewhat disagree	(3)	7	11.67%								
Somewhat agree	(4)	9	15%								
Agree	(5)	24	40%								
Strongly agree	(6)	17	28.33%								
				0	25	50	75	100	Instructor	College	Department
Return Rate	Mean	STD	Median	College	Mean	STD	Median	Department	Mean	STD	Median
60/108 (55.56%)	4.73	1.19	5.00	1,311	4.88	1.12	5.00	0	0.00	0.00	0.00